


The British
Museum



Museum explorers ancient Greeks



Families
Ages 6+

The Hamlyn family trails are supported by

HHT THE HELEN HAMLYN TRUST

Welcome

This trail guides you on a journey of exploration and discovery around the Museum. On the way you'll track down some amazing treasures and learn tales of human history. Whichever way you go, and whatever you discover, enjoy yourself! If you ever feel lost, just ask a member of staff for help.

Useful information for families

- Accessible toilets and baby changing facilities are available. You can breastfeed and bottle feed anywhere on the Museum's grounds but if you would like more privacy, please use the feeding room in the Ford Centre for Young Visitors in the Clore Centre for Education on the Lower floor, Level -1, or one of our baby changing spaces. For details, ask at the Families Desk or Information Desk in the Great Court, or pick up a map of the whole Museum.
- You can leave fold-up pushchairs in the cloakroom free of charge.
- You can find child-friendly food at the cafés. High chairs are available.
- You can use the Ford Centre for Young Visitors to picnic with your family at weekends and during school holidays.

Museum explorers ancient Greeks



The **ancient Greeks** didn't have cameras, so they used sculpture to capture people's faces instead. What expression would your sculpture have?

The Hamlyn family trails are supported by

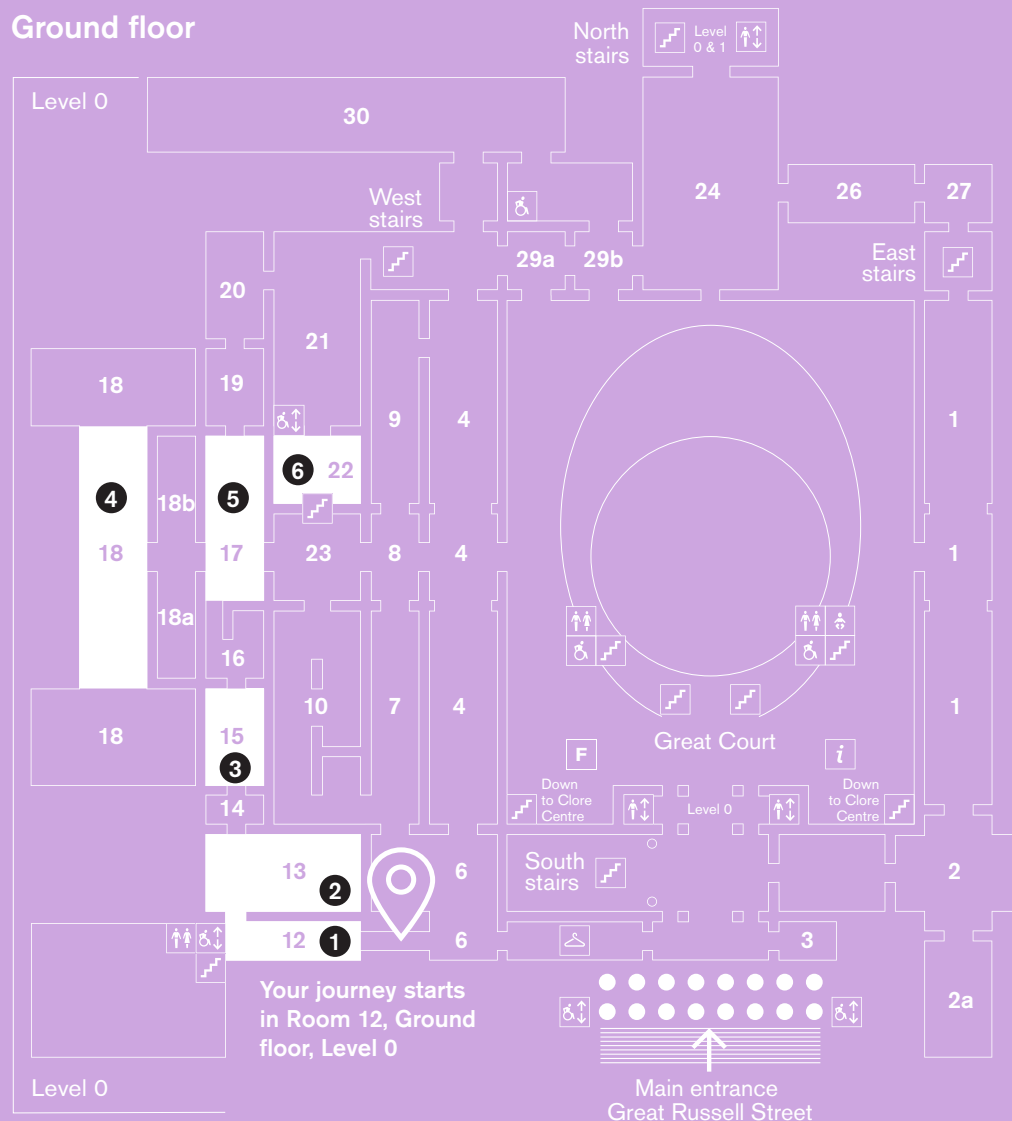
HHT THE HELEN HAMLYN TRUST

This map shows the locations of the objects in this trail. You can pick up a map of the whole Museum at the Information Desk in the Great Court. Please note that some galleries may be closed at short notice due to unforeseen circumstances or refurbishment.

* Families Desk is open at weekends and during school holidays only

-  Toilets
-  Families Desk*
-  Stairs
-  Accessible toilet
-  Information Desk
-  Lift
-  Baby changing
-  Cloakroom
-  Level access lift

Ground floor



Take a trip through thousands of years of Greek history to find out how life and art changed across the centuries and how the ancient Greeks lived. You'll need to be extra observant to track down every object you need!



Your journey starts in Room 12, Ground floor, Level 0



Case numbers can be hard to find – don't be afraid to ask a member of staff for help finding an object



1 Ancient makers
Room 12



2 Meet the neighbours
Room 13



3 Party time
Room 15



4 Happy Birthday, Athena
Room 18



5 Walking on water
Room 17



6 People and portraits
Room 22

1 Ancient makers




Go to Room 12 on the Ground floor, Level 0, and find Case 2

The Greeks used the metal named 'bronze' for the first time in what archaeologists call the **Bronze Age**. The Minoans and the Mycenaeans are the peoples we know most about from this time in Greece.




The Greek Bronze Age covers the period 3200–1050 BC


Minoans and Mycenaeans decorated pots with animals that were important to them and made small objects shaped like them. Explore Case 2 and find these animals:




Octopus



Dolphin




Goat



Bull



Falcon



Duck

Now go to Case 8 and look at the Mycenaean objects. Can you find:

- Precious jewels?
- A weapon?
- Tools for catching food?

What do these objects tell you about Mycenaean life?

How rich were they? Did they fight? What did they eat?

Find this jar. It once stood in the Minoan palace at Knossos on the island of Crete.

It can hold 450 litres of wine, oil or grain – that's enough to fill two big baths! What would you and your family store in it?



2 Meet the neighbours



Go to Room 13 and find the two statues pictured below

In the **Archaic Age** the Greeks got to know their neighbours around the Mediterranean Sea. They set up trading towns in other countries and swapped ideas about art with the people they met.



The left statue is from Egypt and the right one is from Greece.


The Greeks were influenced by Egyptian sculpture, but then developed their own style. What similarities can you spot between the two statues? What differences are there?



The Archaic Age covers the period 700–480 BC

Go back towards the entrance of the room and find the vase with the motifs below.

It was used to mix wine and water for drinking. Can you find these creatures on the vase?



3 Party time



Go to Room 15

Greek culture flourished in the **Classical Age**. Cities grew larger and richer and many great monuments were built. Craftspeople refined their skills, writers produced wonderful plays and great thinkers shared their deep thoughts with others.



The **Classical Age** covers the period 480–323 BC

Drinking parties were popular with ancient Greeks.

Explore the cases in this gallery and find these objects for a drinking party:



Bowl



Cups



Jug



Pot with three handles

Find this pot in Case 1. It shows the Greek hero Theseus fighting a mythical creature called the Minotaur.

Guests at ancient Greek parties told stories inspired by the myths and legends illustrated on pots. Why do you think Theseus and the Minotaur are fighting in this illustration? Now take turns and create a story together, using the picture on the pot as a starting point.



4 Happy Birthday, Athena



Go to Room 18

Athens once controlled a large empire and was the richest city in the Greek world. The wealthy Athenians built a huge temple for the goddess Athena on top of a hill called the Acropolis. The temple was known as the **Parthenon**.



Inside the Parthenon stood a colossal statue of the goddess Athena, made of gold and ivory, and towering some 12m high!



Explore the gallery

Start by standing in the middle of the gallery. The stone carving round the walls is known as a frieze. The frieze shows a procession to celebrate the goddess Athena's birthday.

Walk round the frieze and find:

- A group of cattle
- People on chariots
- Horses galloping
- Gods and goddesses resting

Where on the frieze would you like to be?

Choose a small section of the frieze that you find interesting. Imagine you're there. What can you see, hear and smell?

5 Walking on water



Go to Room 17

The skills of Classical Greek architects and sculptors were well known. The 2,000 year-old Nereid Monument is a beautiful tomb made for a king of **Lykia**. It is named after the Nereids, or sea-goddesses, whose statues look as if they are hovering over the ocean.



Lykian rulers built tombs above ground in their local tradition, but had them decorated with sculptures in the Greek style



Look at the frieze on the wall and find the picture above.

Can you see the woman between the soldiers on the right-hand side? Wave your arms like her. What do you think she might be signalling?



Pick one of the three Nereid sculptures standing between the columns.

Imagine what they were once like. Mimic the pose and ask the other people in your group to guess which one you are copying.

6 People and portraits




Go to Room 22

Lifelike sculptures of people, called portraits, became popular in the **Hellenistic Age**. A bit like looking at a 3D photograph of someone, people enjoyed seeing carvings of someone's face. Artists of the time became very skilled at showing different people.



The Hellenistic Age covers the period 323–30 BC



Look around the gallery.
What different types of people have the artists shown?


Do you know anyone who looks like them?

Take it in turns to choose a sculpture and describe it.

Ask the group to guess which one each of you is talking about.

Draw a portrait of someone in your group.

If you don't have a pencil to hand, draw it at home later.





You have completed the ancient Greeks trail!

You can find out even more about ancient Greek life in other parts of the Museum:

- Learn about the everyday life of ancient Greeks in Room 69
- Travel to Italy with the Greeks in Room 73
- Explore the influence the Greeks had on Roman sculptures in Room 23



Head back to the Families Desk to receive a stamp!


What an adventure that was. You've travelled through thousands of years of Greek history and explored life and art in the ancient Greek world. Of all the things you discovered, what was your favourite?

Names _____

Ages _____

Date _____

Favourite objects _____



At home



Draw and colour the other half of this Greek pot using just orange and black – one colour for the figures, the other for the background.

Other things you could do when you get home:

- Read some Greek myths and find out what ancient Greek gods, goddesses and heroes got up to.
- Create your own mythical creature – don't forget to give it a name!

