

Young Friends Sleepover

Visual story

When you get to the Museum

This is the British Museum as you see it from Great Russell Street. This is the entrance you will use for the Young Friends Sleepover.

For the Young Friends Sleepover, the British Museum stays open from 18.15 on Saturday until 09.00 on Sunday. You will be able to take part in four different activities and sleep in the Museum galleries shown on your timetable.



Entering the Museum

Please tell security staff that you are here for the sleepover and they will let you through the front gate.

You may have to have your bags checked before entering the Museum. You are allowed to bring your sleeping equipment through this entrance.



Staff

There will be several members of staff to welcome you to the Museum and help you during the sleepover.

You will have a group leader who is there to show you to the activities and answer any questions. They will be wearing a T-shirt in the colour of the group you have been assigned.






When you get inside

You will walk through the Main entrance to the Great Court, where a member of staff will show you where to register. Your name will be registered and you will be given a colourful paper wristband to wear. This will show you which group you are in (red, yellow blue or green).

Everyone in your group needs to wear the wristband to show staff you are part of the sleepover. The adult accompanying you will need to stay with you throughout the event.

At the registration desk you can pick up an event schedule. You will then be shown where you will be sleeping.





Setting up

You will be given an area on the Museum floor where you can set up your sleeping equipment.

You will not be able to sleep under any objects or lean on them.

You will also be shown to where you can leave your food for the evening in the Great Court. You cannot eat or drink in the galleries, except for bottled water.



Welcome talk

At 19.00, your Group Leader will show you to the BP Lecture Theatre.

You will sit in your group and listen to an welcome talk which includes information to keep you safe during the event.

The lecture theatre may be busy and noisy. Please let your group leader know if you are uncomfortable and they will help you.



Activities on Saturday night

You can participate in four activities during the evening – see timings below. Your event programme will show you the order in which you will do the activities and the galleries where they will take place.

- 19.30 – First activity
- 20.15 – Second activity
- 21.00 – Snack break in the Great Court
- 21.50 – Third activity
- 22.45 – Fourth activity
- 23.30 – Activities end and it's time to get ready for bed
- 24.00 – Lights out

Activities are often busy and noisy. Please let your Group Leader know if you would like to take a break.

Quieter area

You can visit your sleeping area any time you'd like to take a break during the evening's activities. Please let your Group Leader know if you are going to take a break. They will be able to show you where to go. The adult accompanying you must go with you.



Break

You will be able to take a snack break from 21.00–21.45 in the Great Court. At this point, you will be able to eat the food you have brought with you. The Court Café in the Museum will not open until 07.00, when you will be given breakfast.



Going to sleep

Once you have finished your final activity, you can return to your sleeping area. You will be able to use the Great Court toilets to brush your teeth and get ready for bed.

At midnight (24.00), the lights will be turned off. Your Group Leader will let you know before this happens.

Please be aware that the floor can be hard and cold and the rooms are echoey.



Toilets


There are accessible toilets available in the Great Court. You can use these at any point during the Sleepover. The adult accompanying you must go with you.



Restricted areas

Your programme will show you where your activities will take place.

Not all of the Museum is open for people to get in to. You might see barriers like the one in the picture. Please do not go beyond them.



Lifts

You may need to use a lift like this one during the Sleepover. Some may look different but all work in the same way.



Food and drink

Other than bottled water, food and drink are not allowed into the galleries.

You will be able to fill up your water bottle at the watercooler at the Guide desk by the entrance to Room 4.



Waking up on Sunday

At 06.30, the lights will turn on in your sleeping area. Your Group Leader will let you know that it's time to wake up.

You'll then need to pack up your sleeping area. Your group leader will show you where to put your belongings until 09.00.



Breakfast

At 07.00, it will be time for breakfast. You will be able to collect your breakfast from the Court Café on the east side of the Great Court and eat at one of the tables in the Great Court.



Final activity

At 07.45, you will be able to take part in a trail around one of the exhibitions or galleries in the Museum.

Your Group Leader will show you where to start and make sure you have a pencil and a paper trail. The trail will have questions and the answers can be found by looking in the gallery. You are welcome to explore the gallery without the trail.

Shop

During the snack break, you will be able to purchase a souvenir Sleepover waterbottle. You will only be able to do this from 21.00–21.45 on Saturday.

There is a children's shop in the Great Court. It will be open from 08.00–09.00 on Sunday.



What to do if you need to leave the building quickly



The British Museum has two different fire alarm sounds.

1. You may hear our 'alert' noise, which is a beep followed by a female voice saying:

'Attention please, attention please. The fire alarm has been activated in another part of the building. Please stay where you are, listen for further announcements and follow the instructions of Museum staff.'



What to do if you need to leave the building quickly




2. Or you may hear our 'evacuate' tone which is a non-stop tone with a male voice saying:

'Attention please, attention please. The fire alarm has been activated in this area of the Museum. Please evacuate by the nearest exit and follow the instructions of Museum staff'.

If you hear either of these tones, you need to listen to the staff and follow their instructions.

They will make sure that you all leave the building safely. You can also follow the fire exit signs, like the one shown here.



At the end of the sleepover

The galleries open to the public at 10.00. This means that the Museum will become a lot busier and noisier. You are welcome to stay and visit the rest of the Museum if you like.

You will need to collect your bags before the Museum opens. If you are staying at the Museum, you can leave your bags in the lockers in the Ford Centre for Young Visitors.

There are quieter galleries in the Museum which you may wish to visit once the event finishes. These are highlighted on the British Museum sensory map, available at britishmuseum.org/visit/accessibility-museum

