

The British
Museum



Museum explorers Africa around the world



Families
Ages 6+

The Hamlyn family trails are supported by

HHT THE HELEN HAMLYN TRUST

Welcome

This trail guides you on a journey of exploration and discovery around the Museum. On the way you'll track down some amazing treasures and learn tales of human history. Whichever way you go, and whatever you discover, enjoy yourself! If you ever feel lost, just ask a member of staff for help.

Useful information for families

- Accessible toilets and baby changing facilities are available. You can breastfeed and bottle feed anywhere on the Museum's grounds but if you would like more privacy, please use the feeding room in the Ford Centre for Young Visitors in The Clore Centre for Education on the Lower floor, Level -1, or one of our baby changing spaces. For details, ask at the Families Desk or Information Desk in the Great Court, or pick up a map of the whole Museum.
- You can leave fold-up pushchairs in the cloakroom free of charge.
- You can find child-friendly food at the cafés. High chairs are available.
- You can use the Ford Centre for Young Visitors to picnic with your family at weekends and during school holidays.

Museum explorers Africa around the world



In various cultures across **Africa**, a chair may be given as a gift of respect. What kind of chair would you give to your favourite person?

The Hamlyn family trails are supported by


HHT THE HELEN HAMLYN TRUST

This map shows the locations of the objects in this trail. You can pick up a map of the whole Museum at the Information Desk in the Great Court. Please note that some galleries may be closed at short notice due to unforeseen circumstances or refurbishment.

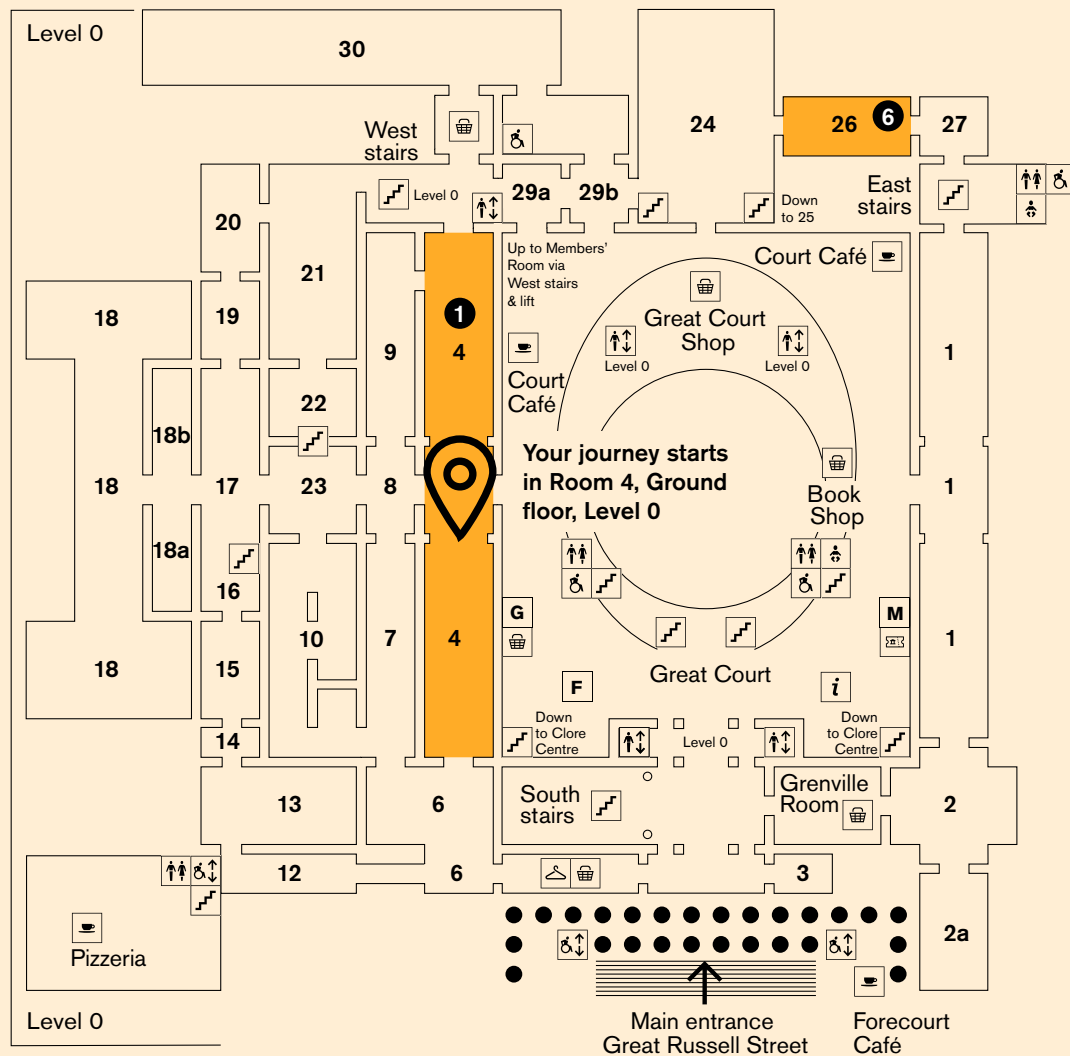
* The Families Desk is open on weekends and school holidays from 10.00–12.30 and 13.15–16.30

Toilets	Cloakroom	Membership Desk	Café
Accessible toilet	Shop	Families Desk*	Stairs
Baby changing	Information Desk	Guide Desk	Lift
Baby feeding	Ticket Desk	Great Court Restaurant	Level access lift

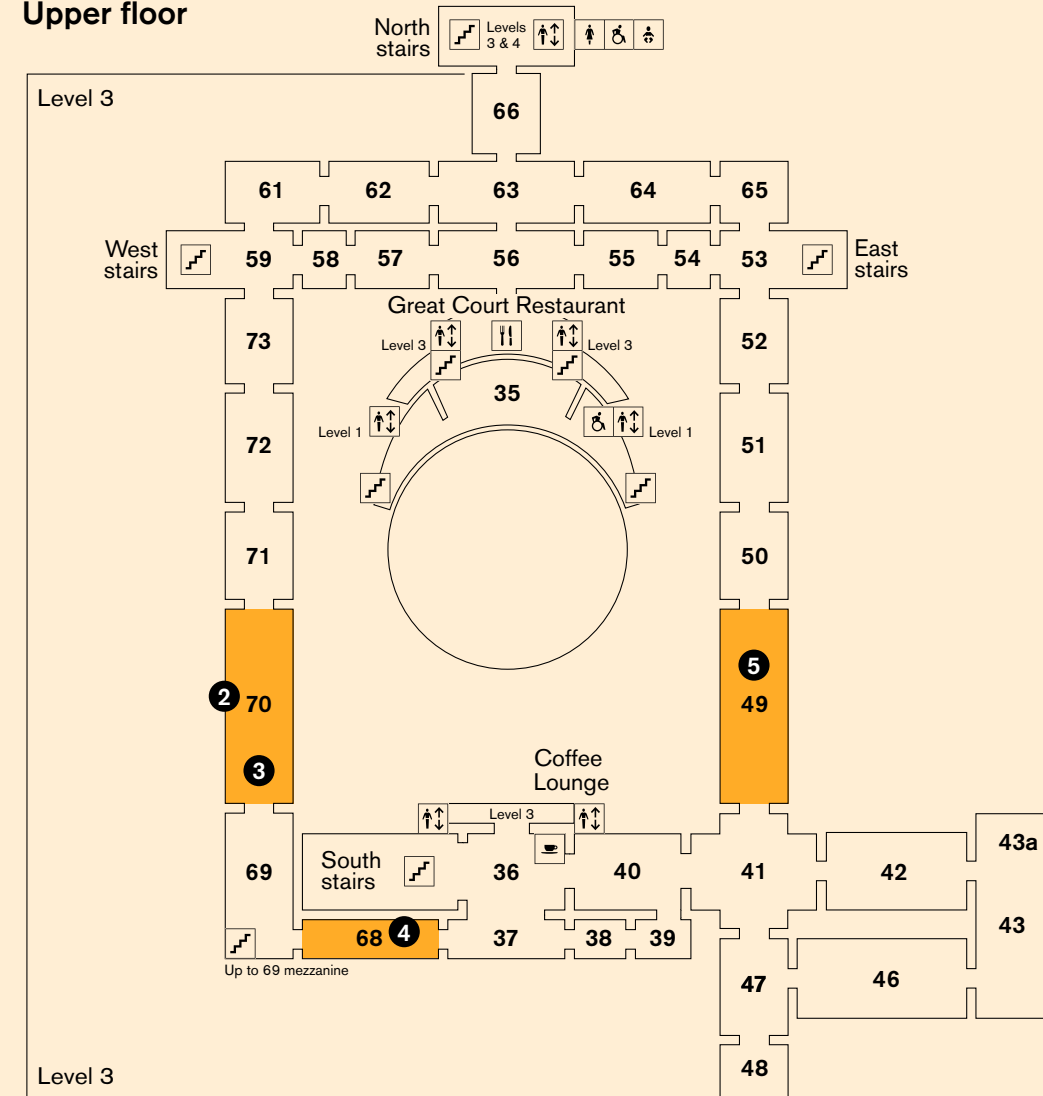
Lower floor



Ground floor



Upper floor



Explore the lives of some amazing Africans as you journey through thousands of years of human history, and discover how Africa helped to shape the world. You'll need the sharp eyes of a historian to track down every object!

Your journey starts in Room 4, Ground floor, Level 0

Case numbers can be hard to find – don't be afraid to ask a member of staff for help finding an object

1 Ancient Africans march east
Room 4

2 African animals go to Rome
Room 70

3 Rome's African emperor
Room 70

4 African gold at sea
Room 68

5 Roman Africans in Britain
Room 49

6 African music in America
Room 26

7 Africa and the Indian Ocean
Room 25

8 Trade and influence
Room 25

1 Ancient Africans march east



Start in Room 4 on the Ground floor, Level 0

Ramses the Great was a powerful pharaoh from ancient Egypt who took his army out of Africa to fight in the Middle East more than 3,000 years ago. His achievements were celebrated by huge stone **statues** and monuments.

Find the head of Ramses II carved from granite. Hint: it may be looking down on you!

How many times taller than you do you think it is? If you could carve someone out of stone to remember them, who would it be?

Look closely at his headdress.

Can you spot the cobra snakes rearing up? How many can you count?

Walk behind the head of Ramses II and find the symbols.

The symbols, called hieroglyphs, state Ramses II's five names, which were given to him during the process of becoming a king. Imagine having five names and titles – what would yours be?



Ramses II built numerous statues and temples during his 64-year reign, many of which are still possible to see today



2 African animals go to Rome



Go to Room 70 on the Upper floor, Level 3

Find the **mosaic** pictured below. It shows people hunting animals with a big net. African animals were caught alive and shipped to Rome in Italy to be used in large arenas for entertainment. Once released into the arena, they might fight each other or be hunted by gladiators.



This North African mosaic was made around AD 200 and shows a hunting and fishing scene in marshland

Look closely at the mosaic and find the creatures below:

- An ostrich
- A big cat
- A crocodile
- A warthog

Look at the other animals in this mosaic. Describe one of them to your group.

Can they guess which one you're talking about?

Turn round and find the crocodile-skin suit of Roman armour.

This was specially constructed out of Egyptian crocodile skin. It was worn during parades. Imagine seeing soldiers approaching dressed in crocodile-skin armour – how would you react?



3 Rome's African emperor



Stay in Room 70 and find the marble statue of Emperor Septimius Severus

North Africa gradually became part of the Roman Empire. In AD 193 an African named Septimius Severus from Libya was made emperor of Rome. He was very successful and powerful during his rule.

The statue of Emperor Septimius Severus is shown wearing military armour.

What does this clothing tell you about him?

Look at the way he's standing.

What does his stance suggest about his status?

Imagine you're an emperor for the day.

What would be your first rule? Share your answers with your group.



4 African gold at sea



Go to Room 68 and find Case 7

Look at the gold discovered in a shipwreck on the seabed at Salcombe in Devon, England. The coins were made in **Morocco**. They may have belonged to a ship raiding the coast of Britain, before being wrecked in the 1630s.



Morocco has been part of the Islamic world since around AD 750

There were over 400 gold coins found in the shipwreck!

How many coins can you count here?

Can you see the Arabic writing on the coins?

What does that tell you about where the coins may have come from?

There were lots of other items found with the coins.

What else can you see? Do any other objects look familiar to you?



5 Roman Africans in Britain



Go to Room 49 and find Case 8

The Romans invaded Britain in AD 43 and kept control with their strong army. Some of their soldiers came from North Africa and were based in northern England on **Hadrian's Wall**. Some of these North African soldiers were particularly good at riding but they could also fight on foot.



Hadrian's Wall was the north-west frontier of the Roman Empire for nearly 300 years

Find the tiny bronze cavalry soldier (without a horse) in the middle of Case 8.

Soldiers like the one seen here came from the Roman province of Mauretania in North Africa. Look closely. Can you see his 'dreadlock' hair-style? What is he holding to protect his body? How would you use it?

Imagine you are carrying a bow and arrow.

Pretend to shoot the arrow. Whose travelled the furthest?



6 African music in America



Go to Room 26 on the Ground floor, Level 0, and find Case 2



Between the 16th and 19th centuries, millions of West Africans were transported to the Americas as enslaved people. There, many were forced to work on crop plantations or as house servants. Playing music, singing, dancing and telling stories helped to keep their memories of Africa alive.

Find the Akan drum in Case 2. It was known as a 'talking drum'.

Akan people are a Kwa group living primarily in present-day Ghana and in parts of Ivory Coast and Togo in West Africa. Musical instruments like this drum were played not only at times of celebration but also as forms of communication. What do you think the **Akan drum** would say today about the journey it has been on since the 18th century?

Imagine what the **Akan drum** would have sounded like when being played for a celebration.

Can you clap out the rhythm?



The **Akan drum** was found in Virginia but was probably made in what is now Ghana and taken on a slaving ship to North America

7 Africa and the Indian Ocean



Go to Room 25 on the Lower floor, Level -2, and find Case 14

For thousands of years people sailed around the Indian Ocean between East Africa, Arabia, Persia and India. Many travelled as traders, some as pilgrims or soldiers, others as enslaved people. Travellers brought new ideas that mixed with local ways of life.

Find the large chair (*kiti cha enzi*) to the right of Case 14.

The chair was made by a Swahili craftsman in Zanzibar using designs from Africa, Asia and Europe. If this is a 'chair of power' who should sit in it? Name someone in your family.

Very important people would have sat on chairs like this during formal occasions.

They were also offered as gifts as a gesture of respect. If you had a chair of power, what would you want it to look like?



8 Trade and influence



Stay in Room 25 and find Case 10

Making and trading cloth around the world has been vital to African life and culture for at least 2,000 years. The type of fabric, patterns or techniques used can often tell a story about a specific moment in history. These cloths can also display influence from other countries and cultures.



Some African patterns are very popular and can be found all over the world.

Imagine you're making an item of clothing inspired by the colours and patterns around you. What colours would you choose to represent you and your family? What symbols, shapes or objects would you choose to weave into the fabric to reflect what life is like today?

Talk to your group about your design.

What story does your item of clothing tell?



You have completed the Africa around the world trail!

You can find even more fantastic things to see and do in other parts of the Museum:

- Discover Asante gold in Room 1
- Walk into Nebamun's tomb in Room 61
- See a Kushite king in Room 65
- Explore Ethiopia in Room 66



Head back to the Families Desk to receive a stamp

What an adventure that was. You've learnt fascinating stories about amazing Africans and travelled across the globe. Of all the things you discovered, which was your favourite?

Name _____

Age _____

Date _____

Favourite object _____



At home

Other things you could do when you get home:

- Write about one of the amazing objects you have seen and read it aloud to your family.
- Name as many modern countries in Africa as you can, then check on a map to see how many you got right.
- Do some DIY drumming. Use objects around your house like pots and pans to create your own rhythms.

Design your dream outfit. What colours, symbols and shapes will you use?

Trails in the Museum explorers series

Ages 6+

- Africa around the world
- Ancient Britain
- Ancient Egypt
- Ancient Greeks
- Fantastic creatures
- Journey across Japan

Ages 3+

- Colour and shape
- Time to count

You can find out more
about our family activities
at britishmuseum.org

See you at the British
Museum again soon!

Cover: 'Kiti Cha Enzi', wooden throne,
Kenya, 19th century.

1 The Younger Memnon, head and upper
body of pink/grey granite monumental
statue of Ramses II, Egypt, 19th Dynasty.

2 Mosaic pavement from an apse, a hunt
in marshlands, Tunisia, Roman Imperial,
about AD 220–225.

Suit of parade armour used by a Roman
soldier. Sewn crocodile skin, Egypt,
3rd–4th century.

3 Marble portrait statue of the emperor
Septimius Severus, Egypt, about
AD 193–200.

Gold coin, Morocco, Saadian Sharifs,
AH 1012–39 (AD 1603–28).

4 Gold coin from Marrakesh, found in the
Salcombe Cannon Site, Devon, England,
AH 1012–39 (AD 1603–28).

5 Copper-alloy figure of a horseman,
England, Romano-British, AD 150–300.

6 Apentemma, an open drum made by the
Akan people, with a hollow pedestal from
Ghana, found in USA, 18th century.

7 'Kiti Cha Enzi', wooden throne, Kenya,
19th century.

8 Rachid Koraïchi (b. 1947), silk banner with
acrylic paint, 1989.

Appliqué tent cloth or tent hanging made
of wool or hair, Egypt, before 1928.

At home activity: Man's cotton gown, made
by the Kom people, Cameroon, 1930.

The British Museum
Great Russell Street
London WC1B 3DG
britishmuseum.org

© 2023 The Trustees of the British Museum

The Hamlyn family trails are supported by

HMT THE HELEN HAMLYN TRUST